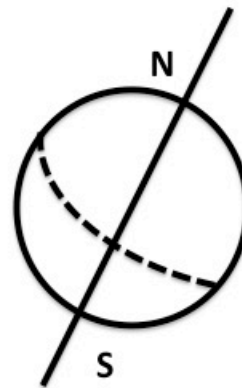


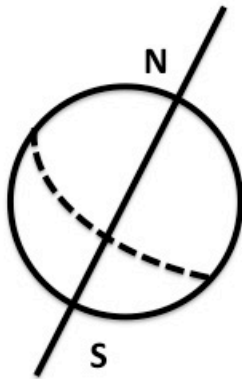


**ATMO 1300 Section 001**  
**In-class Worksheet #2**  
**July 17<sup>th</sup>, 2017**

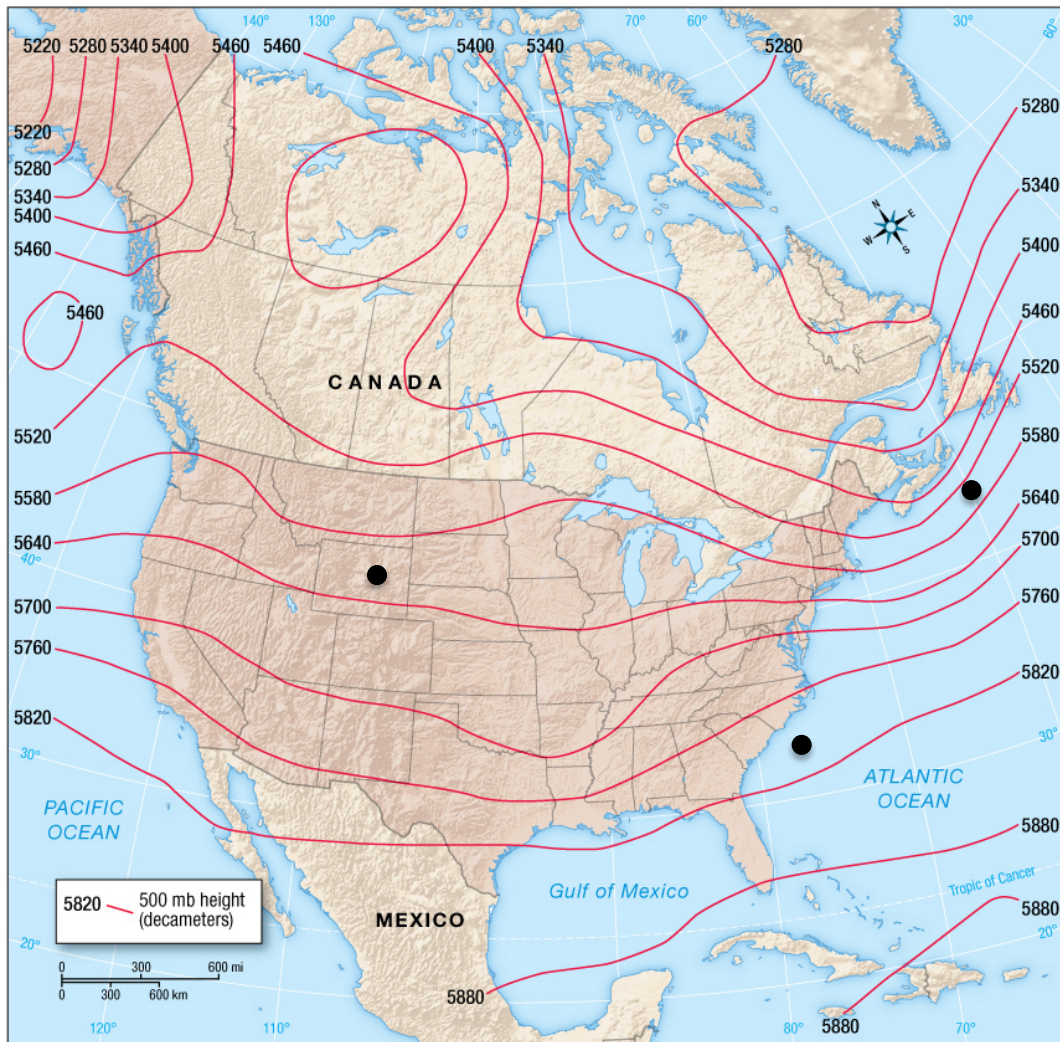
1. Do the gases in the atmosphere scatter (Rayleigh scattering) more blue light or more red light? What practical impact does this have?

2. For the pictures below write what season it is in the Northern hemisphere. Draw a mark on the Earth to indicate where the Sun is directly overhead at noon (solar angle is 90 degrees).



3. You want to plant a garden against your house in Lubbock that will receive lots of sunshine. You only have space against the north or south sides of your house. On which side should you plant the garden? Why?

4. Draw an arrow representing the pressure gradient force at each dot on the map below, which shows contours of 500 hPa heights over North America.



5. Draw arrows representing the geostrophic wind and the Coriolis force at each dot.